

DRW SERIES



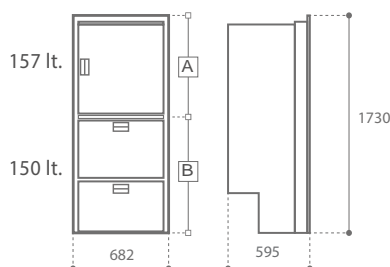
R290

NATURAL GAS
COMPRESSOR



H max
280 mm.

H max
290 mm.



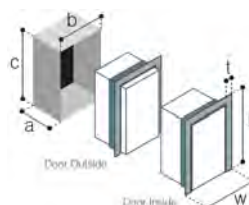
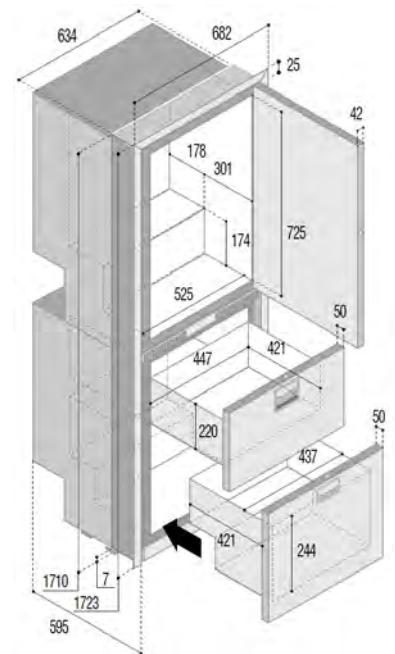
DRW360A

Internal cooling unit
Unità refrigerante interna

Total volume Capacità totale	157 + 150 lt.
Net weight Peso netto	100 kg.
Power supply Alimentazione	12/24 Vdc
Nominal consumption Consumo nominale	A B
Max absorbed power during Defrost Assorbimento Max durante Defrost	- 130 W
Max consumption power during Defrost Consumo Max durante Defrost	(12Vdc) - 10,5 A (24Vdc)
Max consumption - Normal Operation Consumo Max - Funzionamento Normale	(12Vdc) 4 A 8 A (24Vdc) 2 A 4 A

Daily consumption (T_{ext.} = 25°C) CONSUMO GIORNALIERO

A	B	°C	Wh/24h
Set +8°C 500 Wh/24h	Fridge/Fridge Frigorifero/Frigorifero	+4 / +4	600
Set +4°C 600 Wh/24h	Fridge/Freezer Frigorifero/Congelatore	+4 / -18	1100
Set +2°C 700 Wh/24h	Freezer/Freezer Congelatore/Congelatore	-6 / -18	1200



MOUNTING FLANGE
PROFILO DI FISSAGGIO

BUILT-IN
VANO INCASSO

DOOR	INSIDE	OUTSIDE
t:	25	25
w:	682	682
h:	1723	1723
a:	597	548
b:	637	637
c:	1712	1712

Optional
**POWER
PACK**
115-230Vac

 **Integrated Vent Position**
SISTEMA DI VENTILAZIONE INTEGRATO



 **Interior LED light system**
SISTEMA DI ILLUMINAZIONE A LED INTERNO




 **DOOR INSIDE**
PORTA A FILO INTERNO



 **DOOR OUTSIDE**
PORTA A FILO ESTERNO



 **3-STAR FREEZER AND TOTAL NO FROST**
CONGELATORE A 3 STELLE E NO FROST TOTALE



 **New generation drawers**
CASSETTI DI NUOVA GENERAZIONE

 **Thermostat with touch screen**
TERMOSTATO CON TOUCH SCREEN

