

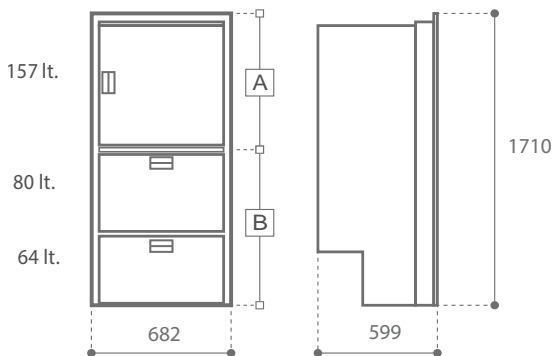
# DW OCX2 SERIES

## DW360 OCX2




H max  
310 mm.


H max  
310 mm.



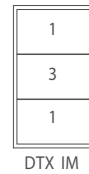
BTX



DTX



BTX IM



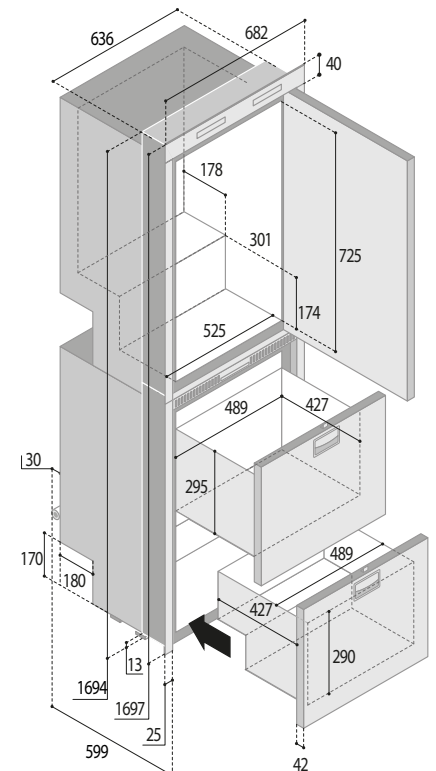
DTX IM

- 1 Fridge / Frigorifero
- 2 Freezer / Congelatore
- 3 Freezer+Icemaker / Congelatore + Icemaker

### Power supply and Absorption Alimentazione e Consumo (Wh/24h)

### Net weight Peso netto

	12/24	12/24	115	230	
	Vdc	Vdc	Vac	Vac	
DW360 OCX2	A	B	B	B	
BTX	450	400	N.A.	N.A.	102 kg.
DTX	400	815	N.A.	N.A.	102 kg.
BTX IM	N.A.	N.A.	700	N.A.	107 kg.
DTX IM	N.A.	N.A.	N.A.	N.A.	107 kg.



MOUNTING FLANGE  
PROFILO DI FISSAGGIO

BUIL T-IN  
VANO INCASSO

DOOR	INSIDE	OUTSIDE
t:	25/40	25/40
w:	682	682
h:	1697	1697
a:	601	552
b:	639	639
c:	1696	1696



 **Integrated Vent Position**  
SISTEMA DI VENTILAZIONE INTEGRATO



 **Interior LED light system**  
SISTEMA DI ILLUMINAZIONE A LED INTERNO



 **DOOR INSIDE**  
PORTA A FILO INTERNO



 **DOOR OUTSIDE**  
PORTA A FILO ESTERNO



 **New generation drawers**  
CASSETTI DI NUOVA GENERAZIONE



 **Thermostat with touch screen**  
TERMOSTATO CON TOUCH SCREEN

